

Wall-Mountable Connector Housings (WCHE)

A LANscape® Solutions Product

Applications

- Corning Cable Systems Wall-Mountable Connector Housings provide interconnect or cross-connect capabilities between the outside plant, riser, or distribution cables and the opto-electronics.

Description

The units can be wall-mounted in main cross-connects or telecommunication rooms, and are available in different versions: two panels, four panels, six panels and 12 panels.

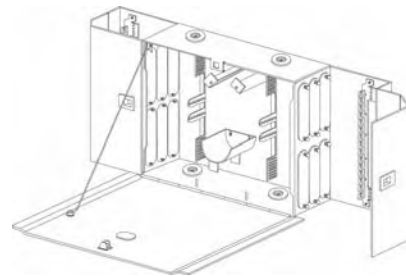
Optional products such as the Wall-Mountable Jumper Storage Guide Kit and Cable Strain-Relief Kit have been designed to make your wall-mountable product installation easier. The standoff bracket is designed to extend the WCH housing from the wall so that cable can be routed behind the units. Brackets can be stacked to allow a larger amount of space behind.

Features / Benefits

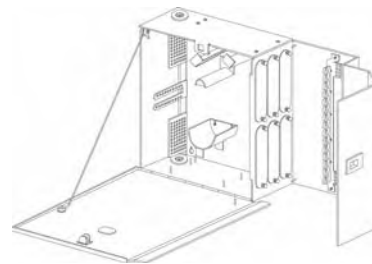
- Optimized design for field connectorization
- Suitable for loose tube, tight-buffered and ribbon fiber optic cables
- Metal cabinet construction
- Jumper routing guides and jumper strain-relief points
- Optional field-installable lock kit
- Includes bracket for buffer tube fan-out kits
- Optional pivoting splice tray holder allows easy cable routing and is designed to make field splicing easier; splice trays ordered separately
- Accepts standard CCHE connector panels
- -04P, -06P and -12P cabinets have a durable, clear polycarbonate-tinted jumper door for easy viewing of jumper connections



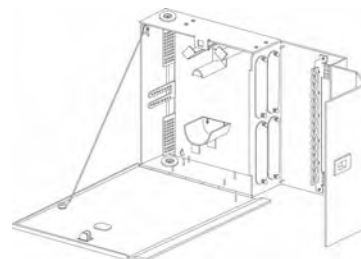
Wall-Mountable Connector Housings



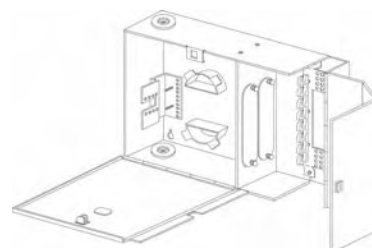
WCHE-12P (up to 288 fibers)



WCHE-06P (up to 144 fibers)



WCHE-04P (up to 96 fibers)



WCHE-02P (up to 48 fibers)

Introduction

LANscape®
Solutions

Plug & Play™
Universal
Systems

Fiber Optic
Cables

Fiber
Termination

Cable
Assemblies

Hardware

Closures

Cable Assembly
Houses

Cable
Management

Other Product
Families

Further
Information

Wall-Mountable Connector Housings (WCHE)

A LANscape® Solutions Product

Specifications

Order Number	Dimensions (H x W x D) cm (in)	Shipping Weight kg (lb)	Quantity per Delivery Unit
WCHE-12P	34.3 x 57.1 x 13.0 (13.5 x 22.5 x 5.125)	7.8 (17.2)	1/1
WCHE-06P	34.3 x 40.8 x 13.0 (13.5 x 16.062 x 5.125)	5.8 (12.8)	1/1
WCHE-04P	34.3 x 40.8 x 10.3 (13.5 x 16.062 x 4.062)	5.2 (11.5)	1/1
WCHE-02P	23.5 x 33.2 x 8.2 (9.25 x 13.25 x 3.25)	3.5 (7.7)	1/1

Ordering Information

Order Number	Description	Quantity per Delivery Unit
WCHE-12P	Wall-Mountable Connector Housing that will accept up to 12 CCHE panels; twelve 6-fiber panels = 72 fiber total capacity; twelve 8-fiber panels = 96 fiber total capacity; twelve 12-fiber panels = 144 fiber total capacity	1/1
WCHE-06P	Wall-Mountable Connector Housing that will accept up to six CCHE panels; six 6-fiber panels = 36 fiber total capacity; six 8-fiber panels = 48 fiber total capacity; six 12-fiber panels = 72 fiber total capacity	1/1
WCHE-04P	Wall-Mountable Connector Housing that will accept up to four CCHE panels; four 6-fiber panels = 24 fiber total capacity; four 8-fiber panels = 32 fiber total capacity; four 12-fiber panels = 48 fiber total capacity	1/1
WCHE-02P	Wall-Mountable Connector Housing that will accept up to two CCHE panels; two 6-fiber panels = 12 fiber total capacity; two 8-fiber panels = 16 fiber total capacity; two 12-fiber panels = 24 fiber total capacity	1/1

Accessories

WJG-02R	Wall-Mountable Jumper Storage Guides that provide jumper management; kit includes mounting screws	2/1
WCH-STDOFF-BKT	Wall-Mountable Connector Housing Wall Stand-off Brackets for -04P, -06P, -08P and -12P; brackets provide a 1-in (2.54 cm) spacing from wall	1/1
WCH-STDOFF-BKT-2P	Wall-Mountable Connector Housing Wall Stand-off Brackets for -02P; brackets provide a 1-in (2.54 cm) spacing from wall	1/1
BKT-ALL-R23-75	Universal Rack-Mount Bracket for 19-in (48 cm) or 23-in (58 cm) equipment racks; allows for rack-mounting of the wall-mountable units	1/1
WCH-STRNRLF-KIT	Optional External Cable Strain-Relief Kit that utilizes Corning Cable Systems' Universal Cable Clamp; includes bracket, mounting hardware, one strain-relief clamp and one multicable insert that will hold up to five cables less than 0.4-in (1 cm) in diameter	1/1
WCH-DUST-CVR	Optional Dust Cover for -04P and -08P housing; covers jumper exits; includes mounting hardware	2/1
WCH-DUST-CVR-D	Optional Dust Cover for -06P and -12P housing; covers two jumper exits; includes mounting hardware; two kits required for -12P	2/1
WCH-LBL-KIT	Replacement Label Kit for WCH	1/1
HDWR-LOCK-KIT	Field-Installable Lock for center door only; includes one lock and two keys	1/1

Wall-Mountable Connector Housings (WCHE)

A LANscape® Solutions Product

Ordering Information (continued)

Optional Splice Tray Holders

Order Number	Description	Quantity per Delivery Unit
WCHE-SPLC-12	Splice Tray Holder for WCHE-12P; accommodates six MFT splice trays*	1/1
WCHE-SPLC-4-8*	Splice Tray Holder for WCHE-04P, WCHE-06P, accomodates four MFT splice trays*	1/1
WCHE-SPLC-2P*	Splice Tray Holder for WCHE-02P; accommodates one standard splice tray*	1/1

Slack Storage

WCHE-SSH-2*	Wall-Mountable Slack Storage Housing for WCHE-02P; accommodates two 1 cm (0.4-in)-thick splice trays	1/1
WCHE-SSH-4-12*	Wall-Mountable Slack Storage Housing for WCHE-04P, WCHE-06P, WCHE-08 and WCHE-12P; accommodates four 1 cm (0.4-in)-thick splice trays	1/1

Connector Panels

Must be ordered separately. Please refer to page 120.

* Splice Trays

Must be ordered separately. Please refer to page 160.

Introduction

LANscape®
Solutions

Plug & Play™
Universal
Systems

Fiber Optic
Cables

Fiber
Termination

Cable
Assemblies

Hardware

Closures

Cable Assembly
Houses

Cable
Management

Other Product
Families

Further
Information